












- |   |  |   |                                   |
|---|--|---|-----------------------------------|
|  | Buses and equipment trucks exit Rabb Rd and enter through N Canal ST |  | Band Warm-Up Areas                |
|  | Indicates inclement weather bus drop off zone                        |  | DLA, DLB drumline warmup rooms    |
|  | Indicates inclement weather equipment truck drop off zone            |  | Colorguard warmup areas           |
|  | Bus Parking Area   |  | Band/Front Ensemble/Prop Entrance |
|  | Equipment truck parking area   |  | Band/Front Ensemble/Prop Exit     |
|  | Contest check in area  |   | EMS Located at band exit gate     |

Spectator's will enter from expressway 83 frontage (indicated by white arrow)

VIP Parking will be available for your Superintendent and Principal